

AI Report for V. 0004D

On 27/10/2017

Patient Details

Patient	VCF2LECG 0004D	Age	52	Pacemaker	No
Sex	Male	Height	180 cm	Medications	
Address	588 Hoffman Avenue	Weight	55 kg	Indications	

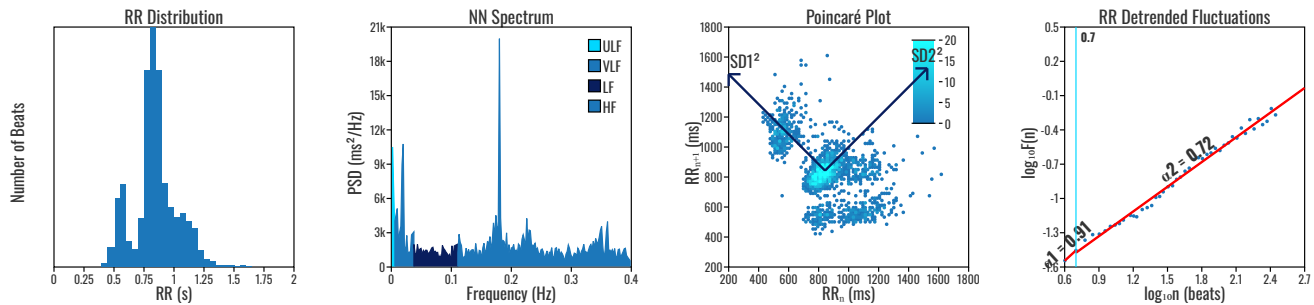
Summary Information

GENERAL INFORMATION		HEART RATE		PAUSES AND ABERRANT BEATS	
Analyzed Beats	2053	Min HR-4	58 BPM at 27/10/2017 00:20:46	SA Total	0
Total Recording Duration	00:28:52	Max HR-4	83 BPM at 27/10/2017 00:02:31	Maximum SA	/
Normal Sinus Rhythm Duration (81.22%)	00:23:27	Average HR-24 Hours	71 BPM	Micro SA Total	0
ECG Monitoring Start	27/10/2017 00:00:00	Min HR-Hourly	71 BPM at 27/10/2017 00:00:00	Total Aberrant Beats/Runs	0
ECG Monitoring End	27/10/2017 00:28:52	Max HR-Hourly	71 BPM at 27/10/2017 00:00:00		
VENTRICULAR ECTOPIES		SUPRAVENTRICULAR ECTOPIES		VENTRICULAR BIGEMINY	
VE Total	362	SVE Total	3	Number of episodes	20
VE-Pair Total	1	SVE Pair Total	0	Total duration	00:05:25.4 (18.78%)
Short V-Runs (3≤n<6)	0	Short SV-Runs (3≤n<6)	0	Longest duration	00:01:24 at 27/10/2017 00:05:28
Long V-Run Total (n≥6)	0	Long SV-Run Total (n≥6)	0	Min HR	62 BPM at 27/10/2017 00:22:58
Longest V-Run	/	Longest SV-Run	/	Max HR	81 BPM at 01/01/0001 00:00:00
Min HR Long V-Run	/	Min HR Long SV-Run	/		
Max HR Long V-Run	/	Max HR Long SV-Run	/		
VE's per 1000	176	SVE's per 1000	1		
VE's per Hour	752	SVE's per Hour	6		

HRV Information

HRV - TIME DOMAIN		HRV - FREQUENCY DOMAIN		HRV - OTHER	
SDNN	71 ms	ULF	444 ms ² peak at 0.001 Hz	Poincaré SD1	223.98 ms
ASDNN	66 ms	VLF	907 ms ² peak at 0.017 Hz	Poincaré SD2	121.68 ms
SDANN	23 ms	LF	486 ms ² peak at 0.113 Hz	Poincaré SD1/SD2	1.84
NN50	471/1172	HF	2847 ms ² peak at 0.182 Hz	DFA α1	0.91
pNN50	40%	LF/HF	0.17	DFA α2	0.72
rMSSD	70 ms				

HRV Plot Charts

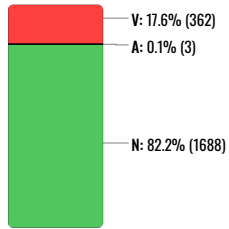


Report for V. 0004D

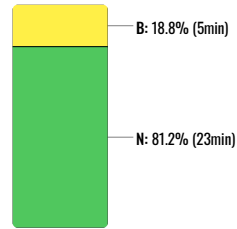
On 27/10/2017

Beat and Rhythm Episode Chart Summary


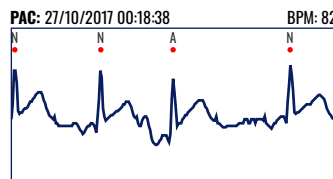
QRS Beat Types (2053)



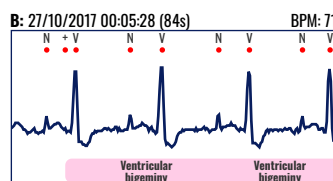
Rhythm Episodes (29min)



Detected Beat Types



Detected Rhythm Episode Types



Significant Histograms

27/10/2017

BPM



SVE/h



VE/h



Report for V. 0004D

On 27/10/2017

Opinion

The total recording time is 00:28:52. The basic rhythm is ventricular bigeminy.

Heart rate ranged from 54 bpm at 27.10.2017 00:20:55, to 87 bpm at 27.10.2017 00:00:50, while the mean value is 71 bpm.

No pauses were detected.

Overall, there were 3 PACs and 362 PVCs found.

There were 20 episodes of ventricular bigeminy. The fastest rate was 81 BPM and occurred at 27.10.2017 00:00:25. The longest lasted for 00:01:24 and occurred at 27.10.2017 00:05:28.

11/03/2025 11:05:09